

PRIMARY CELLS DETACH KIT

COMPONENT 1 - DULBECCO'S PHOSPHATE-BUFFERED SALINE (DPBS)


Product Type:	Dulbecco's Phosphate-Buffered Saline
Qty:	500 ml

Product Description


Dulbecco's Phosphate-Buffered Saline is a commonly used buffer in biological research. DPBS helps maintain a constant pH. The solution does not contain Ca^{2+} or Mg^{2+} and is sterile-filtered. Because it is not toxic to cells and is isotonic, it may be used to rinse cells without causing any damage to them.

Formulation


Potassium Chloride

 0.2 g/L


Potassium Phosphate (Monobasic)

 0.2 g/L

Sodium Chloride

 8.0 g/L

Sodium Phosphate

 1.15 g/L

Storage


Store the PBS at 4°C.

Specifications


Appearance

 Colorless

pH

 7.4 ± 0.2


Osmolarity

 290 ± 20

Cell Culture Test

 Pass

Endotoxin

 $<0.5 \text{ EU/ml}$

Sterility

 Pass

Storage

 2-8 °C

Formulation

THESE PRODUCTS ARE FOR RESEARCH USE ONLY. Not approved for human or veterinary use, for application to human or animals, or for use in clinical or in vitro procedures.

Caution: If handled improperly, some components of this product may present a health hazard. Take appropriate precautions when handling this product, including the wearing of protective clothing and eyewear. Dispose of properly.

COMPONENT 2 - TRYPSIN / EDTA SOLUTION (T/E)

Product Type:	Trypsin / EDTA Solution
Qty:	100 ml

Product Description

Trysin / EDTA solution (T/E) is a sterile, phosphate and HEPES-buffered saline solution. It contains 0,25% trypsin, 0,5 mM EDTA, 1 mM sodium pyruvate and 10 mM HEPES. This product has a pH of 7.4 at room temperature.

Product Use

Trypsin/EDTA Solution is used to detach adherent cells from a culture surface. It is for research use only. Not for use in animal, humans, or diagnostic procedures.

Storage

Store the Trysin/EDTA Solution at -20°C. Once thawed, the product may be stored at 4°C for up to one month.

Caution

If handled improperly, some components of the medium may present a health hazard. Take appropriate precautions when handling it, including the wearing of protective clothing and eyewear. Dispose of properly.

Procedure

Incubating cells with too high a trypsin concentration for too long a time period will damage cell membranes and kill the cells. If unsure about the concentration of trypsin to use, use a low concentration. The time required to remove cells from the culture surface is dependent on cell type, population density, and serum concentration in the growth medium. The time of trypsin exposure should be kept to a minimum.

- 1) Remove medium from culture vessel by aspiration and wash the monolayer with Ca^{+2} and Mg^{+2} -free salt solution to remove all traces of serum. Remove salt solution by aspiration.
- 2) Dispense enough trypsin/EDTA solution into culture vessel to completely cover the monolayer of cells and place in 37°C incubator for approximately 2 minutes or until 80% of cells are rounded up (microscope monitored).
- 3) Remove the trypsin/EDTA solution by aspiration and return closed culture vessel to incubator for 1 minute.
- 4) Add TNS or medium containing serum to cells as soon as possible to inhibit further tryptic activity which may damage cells.
- 5) Cells can be harvested by gently pipetting the cell suspension. Further dilution can be made, if required, for cell counts and/or subculturing.

COMPONENT 3 - TRYPSIN NEUTRALIZATION SOLUTION (TNS)

Product Type:	Trypsin Neutralization Solution
Qty:	100 ml

Product Description

Trysin Neutralization Solution (TNS) is a sterile, phosphate and HEPES-buffered saline solution. It contains 10% fetal bovine serum as a trypsin inhibitor and cell protect agents. The product is calcium- and magnesium-free and has a pH of 7.4 at room temperature.

Product Use

Trypsin Neutralization Solution is used to neutralize the effects of Trypsin/EDTA solution (Cat. No. 0103) after the release of cells from a culture surface. *It is for research use only. Not for use in animal, humans, or diagnostic procedures.*

Storage

Store the TNS at -20°C. Once thawed, the product may be stored at 4°C for up to one month.

Caution

If handled improperly, some components of the medium may present a health hazard. Take appropriate precautions when handling it, including the wearing of protective clothing and eyewear. Dispose of properly.

Procedure

Incubating cells with too high a trypsin concentration for too long a time period will damage cell membranes and kill the cells. If unsure about the concentration of trypsin to use, use a low concentration. The time required to remove cells from the culture surface is dependent on cell type, population density, and serum concentration in the growth medium. The time of trypsin exposure should be kept to a minimum.

- 1) Remove medium from culture vessel by aspiration and wash the monolayer with Ca^{+2} and Mg^{+2} -free salt solution to remove all traces of serum. Remove salt solution by aspiration.
- 2) Dispense enough trypsin/DTA solution into culture vessel to completely cover the monolayer of cells and place in 37°C incubator for approximately 2 minutes or until 80% of cells are rounded up (microscope monitored).
- 3) Remove the trypsin/EDTA solution by aspiration and return closed culture vessel to incubator for 1 minute.
- 4) Add TNS or medium containing serum to cells as soon as possible to inhibit further tryptic activity which may damage cells.
- 5) Cells can be harvested by gently pipetting the cell suspension. Further dilution can be made, if required, for cell counts and/or subculturing.

株式会社ケー・エー・シー
試薬事業部
〒661-0978 兵庫県尼崎市久々知西町2丁目1-20

(お問合せ先)
TEL : 06-6435-9747 FAX : 06-6435-9748
URL : <http://www.kacnet.co.jp/>
E-mail : cs-info@kacnet.co.jp